

SWISS_DOLORCLAST[®] NEWSLETTER



TABLE OF CONTENTS

TABLE OF CONTENTS.....	2
I. PRODUCT INFORMATION	3
1.1) New screw-wrench available	3
1.2) Update: Cable holder for Swiss DolorClast [®] handpiece air tubes	4
1.3) Soon to come.....	5
II. SCIENTIFIC MANAGEMENT	6
2.1) New study on the treatment of Chronic Insertional Achilles Tendinopathy	6
2.2) May, 2007: Swiss DolorClast [®] got FDA approval	6
III. INTERNATIONAL PROFESSIONAL SPORTS.....	8
3.1) Swiss DolorClast [®] at OLYMPIC GAMES 2008 in Beijing	8
3.2) Spain Indoor Athletics	8
3.3) Norwegian Alpine Ski Team on tour with Swiss DolorClast [®] ..	9
3.4) America's Cup, Valencia 2007	10
IV. EVENTS/CONGRESSES	11
4.1) First International Swiss DolorClast [®] Congress, Berlin	11
4.2) AAOS 75 th Annual Meeting: San Francisco, CA.....	12
4.3) 56. Jahrestagung der Vereinigung Süddeutscher Orthopäden e.V., Baden-Baden - Germany.....	13
4.4) Swiss DolorClast [®] Congresses Overview 2008	14
V. MARKETING	16
5.1) NEW: White Book CD & Product Information CD to order....	16
5.2) Trigger Shockwave Therapy – Application CD	17
VI. MARKETING ORDER FORM	18

I. PRODUCT INFORMATION

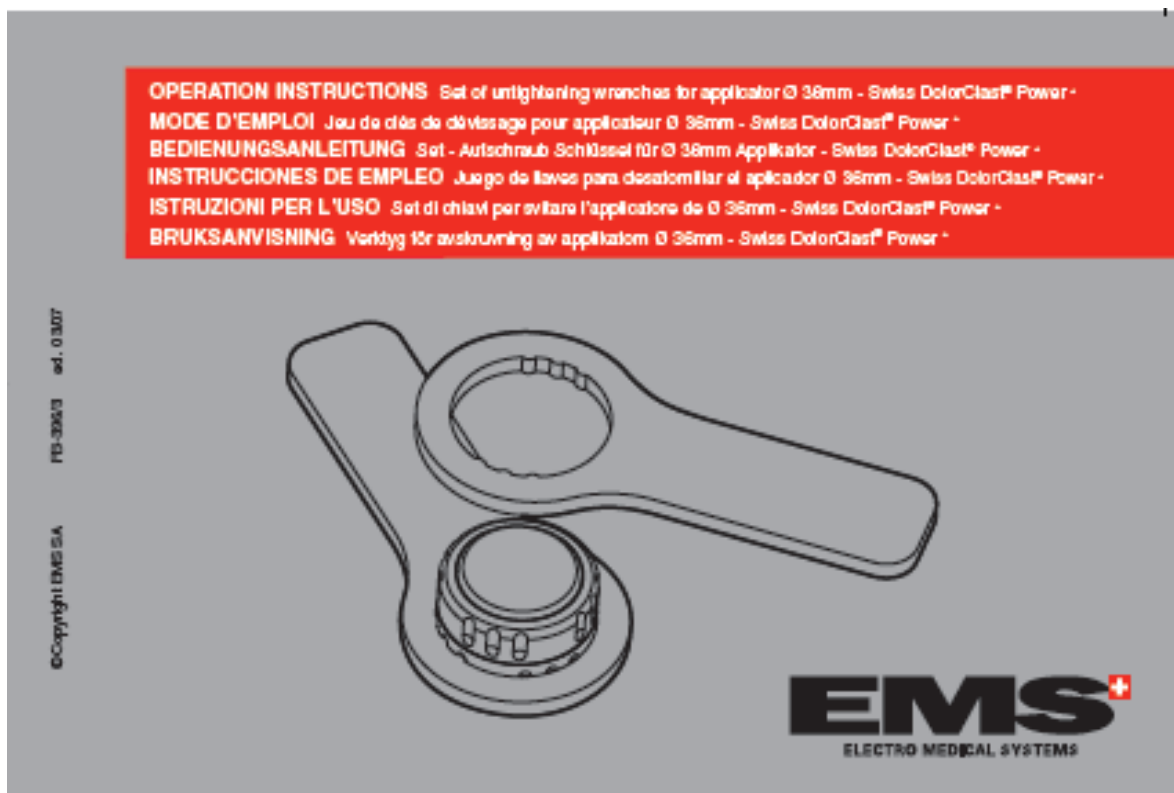
1.1) New screw-wrench available

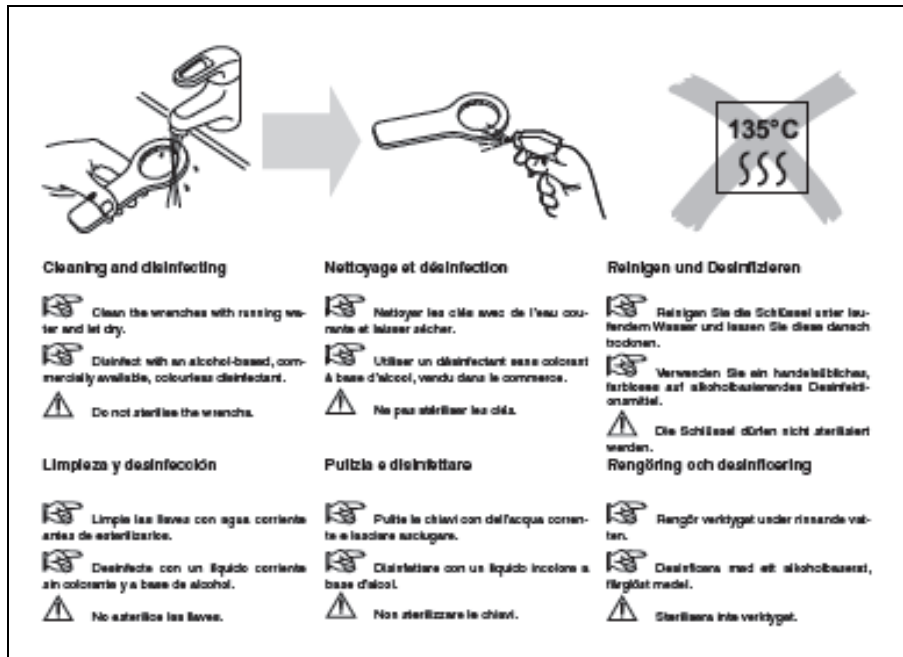
EMS can provide you with a new plastic screw-wrench toolset to open the 36mm applicator of the Power⁺ handpiece if it gets stuck. Power⁺ handpieces which have already been delivered without screw-wrench can be upgraded.

Please contact your national distributor to get further information.

Reference and order number
Screw-wrench to open 36mm applicator

> FR-149 (FB-349 user manual)





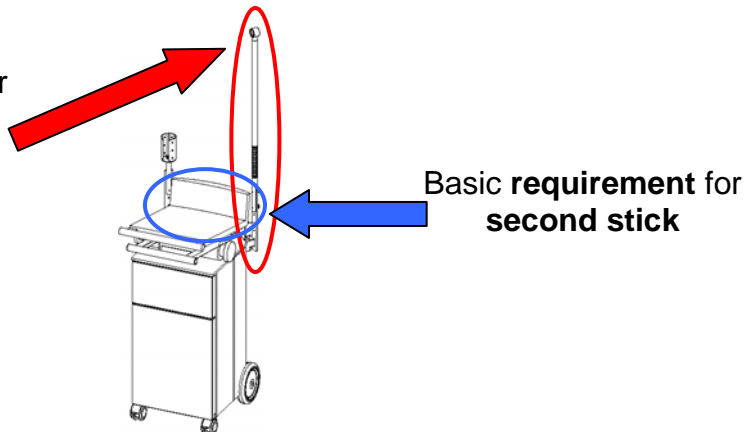
1.2) Update: Cable holder for Swiss DolorClast® handpiece air tubes

First option: subject to immediate delivery

As requested frequently by our customers we'd like to inform you that from now on, we are able to deliver a second air tube holder (a second rod) to be fixed at the cart. A solution was found that every Swiss DolorClast® machine **already having one holder** can be retrofitted with a second one upon request. It can be assembled by the user him-/herself.

Reference and order number
AIR TUBE cable holder

> EL-335



1.3) Soon to come

Second option: Accessory not yet available

Users who don't want to install a second cable holder rod will soon have the opportunity to benefit from a special adapter which will be fixed to the first air tube cable holder. It allows holding the tube of the second handpiece.

As soon as we have further details concerning delivery date, price etc. we'll come back to you.

Reference and order number

Adapter for second handpiece tube

> EL-402



Power[±] handpiece holder

The manufacturer is working on an additional accessory which allows fastening the Power[±] handpiece, incl. 36mm applicator next to the unit.

As soon as we have further information on this we will come back to you.

II. SCIENTIFIC MANAGEMENT

2.1) New study on the treatment of Chronic Insertional Achilles Tendinopathy

Jan D. Rompe, MD, John Furia, MD and Nicola Maffulli, MD, PhD, FRCS (Orth) presented a new randomized, controlled trial study: *Eccentric Loading Compared with Shock Wave Treatment for Chronic Insertional Achilles Tendinopathy*.

This study has been published in the famous U.S. magazine *The Journal of Bone & Joint Surgery* (J Bone Joint Surg Am. 2008; 90:52-61) recently.

We congratulate Jan D. Rompe et al. on this success and thank him and his colleagues for their investigation and efforts.

You will find this publication on the latest EMS White Book CD, ref.-no. FA-165/Multilanguage, Edition 01/2008.



Jan D. Rompe, MD
Ortho Trauma Clinic,
Grünstadt, Germany

2.2) May, 2007: Swiss DolorClast[®] got FDA approval

Since May last year the Swiss DolorClast[®] Classic is available in the U.S.

Our Swiss DolorClast[®] got registered as class 3 device (medical product) by the U.S. Federal Drug and Administration Authority (FDA).



The requirements to obtain this approval were quite extensive: a multi-centre, randomized, placebo-controlled, prospective, double blind study was conducted and its results had to prove the therapeutic efficacy of the Swiss DolorClast[®]. The study included 251 patients suffering from chronic heel pain for at least six months prior to study enrolment.

The summary of Safety and Effectiveness of this study published by FDA can be checked on the following link: <http://www.fda.gov/cdrh/pdf5/p050004b.pdf>


The approval is a real milestone for the company EMS but also for our users worldwide believing in the therapeutic effect of the Swiss DolorClast[®] Method since many years.

SWISS_DOLORCLAST® NEWSLETTER

We believe that this approval will have a signal effect spreading far beyond the U.S. boundaries.

Congratulations to L. Gerdesmeyer, MD, leader of the clinical study and the whole EMS project team which has been involved to make this huge project to be a success. Thank you.

The summary of the clinical results FDA / PMA APPROVAL is available in English and in German language.



Ref-no English version: FA-280/EN Ed. 2007/06
Ref-no German version: FA-280/DE Ed. 2007/10

III. INTERNATIONAL PROFESSIONAL SPORTS

3.1) Swiss DolorClast[®] at OLYMPIC GAMES 2008 in Beijing



SWISS_DOLORCLAST.CH



We are happy to inform you that the Beijing Organization Committee (Game Services Department) of the Olympic Games 2008 has entitled the Swiss DolorClast[®] to serve the international sports athletes with shockwave treatments if requested.

This is a real honour as the committee announced further on that only four companies were selected to provide medical devices and equipment for the Olympic medical service. The four companies are Johnson & Johnson, GE, Kodak and EMS Electro Medical Systems SA.

We take this fantastic chance and will be present with a team and several Swiss DolorClast[®] devices in the Beijing policlinic taking care of the athletes and spreading the word about the success of the shockwave treatment with the Swiss DolorClast[®] during the period 8th August to 24th August 2008.

3.2) Spain Indoor Athletics

Swiss DolorClast[®] at “**Absolute Championship Spain Indoor Athletics**” (23.-24. Feb., 2008) and at “**IAAF World Athletics Indoor Championship**” (4.-9. March, 2008), Valencia – Spain.

The athletes participating at the above mentioned competitions also had the chance to get shockwave treatments with the Swiss DolorClast[®]. Thanks to Santiago V. Casanova Rossell taking care of the athletes and doing the treatment.

3.3) Norwegian Alpine Ski Team on tour with Swiss DolorClast®

Since 2006, the Norwegian Alpine Ski Team is travelling from competition to competition with the Swiss DolorClast® on board. The athletes and their medical attendants believe in the efficacy of the Swiss DolorClast® Method. It's not unusual that some of the athletes are travelling several hundred kilometres to get a shockwave treatment while being in preparation for the next season. Of course, they choose the original: the Swiss DolorClast®.



The Norwegian Alpine Ski Team

3.4) America's Cup, Valencia 2007

Not only on land – also on high seas is our Swiss DolorClast[®] useful: during the America's Cup in Valencia 2007, the Swiss DolorClast[®] was a valuable tool for one of the top performing teams.



America's Cup, Valencia 2007

IV. EVENTS/CONGRESSES

4.1) First International Swiss DolorClast[®] Congress, Berlin

We are happy to announce that ATRAD, with the support of EMS, will organize the first International Swiss DolorClast[®] Congress held on **19.-20. September, 2008** in **Berlin**.

A scientifically challenging programme with international speakers is already in preparation. Topics will include new applications, unusual case reports and scientific research on biochemical actions of shockwaves. You will also have ample time to discuss your opinion and your questions within a circle of experienced Swiss DolorClast[®] experts and many Swiss DolorClast[®] users/participants.

Further information including a flyer for distribution will be available within the next weeks.

ATRAD is looking forward to this big event. It will be a mile stone for the international Swiss DolorClast[®] Community and we expect participants and speakers from Europe, the US and Asia/Pacific. Please spread the word within your country so that we can welcome a big international Swiss DolorClast[®] Community.

The location will be the famous Kempinski Hotel Bristol – please check:

<http://www.kempinski-berlin.com>

Special rates for the participants will be available. Detailed information will be available soon.

Preliminary programme on the next page

SWISS_DOLORCLAST® NEWSLETTER

SWISS DOLORCLAST®

FRIDAY 19TH OF SEPTEMBER 2008

19.00 Welcome Cocktail at the Hotel
20.00 Dinner

SATURDAY 20TH OF SEPTEMBER 2008

BASICS / EXPERIMENTAL

09.00 – 09.05 Welcome
Jan D. Rompe, Felix Egloff, Max Henzen
09.05 – 09.20 Shockwave, What really matters
Christoph Schmitz
09.25 – 09.40 New aspects, Molecular working mechanisms
Christoph Schmitz
09.45 – 10.00 Animal trial, Skin perfusion model in rats
Ludger Gerdesmeyer
10.05 – 10.20 ESWT and tissue engineering
Markus Maier
10.25 – 10.45 ESWT – Experimental Studies
Wilhelm Bloch
10.45 – 11.00 Discussion
11.00 – 11.15 Coffee Break

APPLICATION I

11.20 – 11.35 Tennis elbow – EBM aspects
Jan D. Rompe
11.40 – 11.55 Plantar heel pain – Swiss DolorClas[®]
Ludger Gerdesmeyer

12.00 – 12.15 Achilles tendinopathy – Swiss DolorClas[®]
Jan D. Rompe
12.20 – 12.35 Low back pain – Swiss DolorClas[®]
Markus Maier
12.40 – 12.55 Side effects – Swiss DolorClas[®]
Jutta Nünck
13.00 – 13.15 1500 Swiss DolorClas[®] cases – a report
Herve Labareyre
13.20 – 13.50 Discussion
14.00 – 15.00 Lunch

APPLICATION II

15.00 – 15.15 ESWT – Wound management
Gerald Zöch
15.40 – 16.05 Trigger ESWT – Basics
Martin Kosub, Jörg Thieme

PRACTICE BUSINESS MODELS – POTENTIAL USERS

16.10 – 16.20 Germany
Bernd Sadler
16.25 – 16.35 Asia
Nick Boden
16.40 – 16.50 Scandinavia
Egill Knag
16.55 – 17.30 Discussion

4.2) AAOS 75th Annual Meeting: San Francisco, CA Several Swiss DolorClas[®] presentations at

Friday, March 7th, 2008

Dr. Ludger Gerdesmeyer MD, PhD, FIPP, leader for the Swiss DolorClas[®] FDA/PMA Study

Presentation: Radial Extracorporeal Shockwave Therapy is Safe and Effective in the Treatment of Chronic Recalcitrant Plantar Fasciitis; Results of a Confirmatory Randomized Placebo – Controlled Multicenter Study

Saturday, March 8th, 2008

Dr. John P. Furia MD of the SUN Orthopaedic Group, Pennsylvania
Extracorporeal Shockwave Therapy for the Treatment of Non-Insertional Tendinopathy

4.3) 56. Jahrestagung der Vereinigung Süddeutscher Orthopäden e.V.,
Baden-Baden - Germany

INVITATION - EMS Workshop Theory + Practice (German language only)

'Trigger Shockwave Therapy (TST) - Swiss DolorClast[®] Method –
Introduction to daily practice'

Date: 3rd May, 2008, 56. Jahrestagung der Vereinigung Süddeutscher
Orthopäden e.V., Baden-Baden

Where: Conference Room 10 (2nd floor)

When: 11:30 – 13:00h (German language only)

Speakers: Markus Maier, MD
Dr. med. Martin Kosub
Dr. med. Jörg Thieme

Topics: Trigger Shockwave Therapy – Swiss DolorClast[®] Method
Theory and Practice

Costs / registration: Registration free of charge at:

EMS Medical Vertriebs- und Forschungsgesellschaft mbH
Schatzbogen 86
D-81829 München
Germany
Phone +49 – 89 4357 2990-0
Email info@ems-medical.de
Or
at the EMS booth # 08 (UG) during the congress.

4.4) Swiss DolorClast[®] Congresses Overview 2008

March	Event	City	Country	Participation
5.-7.03.2008	Entretiens de Médecine Physique et rééducation	Montpellier	France	EMS France
08.03.2008	4. Jahreskongress DGWT	Stuttgart	Germany	EMS Munich
15-16.03.08	GEOPS	Dijon	France	EMS France
26.03.2008	Conférence Dr. Rozenblat et Cryonic-stade Rennais	Rennes	France	EMS France
29.03.2008	17èmes Journée de Médecine et de Rééduc. de L'Est Parisien	Charenton	France	EMS France
29.03.2008	Congrès de la SFMKR	Chambery	France	EMS France
April				
04.04.2008	5ème clinic de Pre-Sport	Perpignan	France	EMS France
11.-13.04.2008	XXIII AIP National Chiropody Congress	Rome	Italy	EMS Italy
19-20.04.2008	Physiopolis	Montepellier	France	EMS France
May				
01.-04.05.2008	Süddt. Orthopädenkongress	Baden-Baden	Germany	EMS Munich
30.04-04.05.2008	XXIX Congreso Nacional Ortopedia 53 reunion annual	Mexico	Mexico	EMS España
20-23.05.2008	46º congreso nacional Sociedad española de rehabilitacion	Zaragoza	Spain	EMS España
29.05 - 01.06.2008	EFORT	Nice	France	EMS Nyon
June				
5-7.06.2008	11th ISMST Congress 2008	Juan les Pins, Antibes	France	EMS Nyon
7./14.06.2008	SMACHT	Toscane	France	EMS France
13.-14.06.2008	Fisio-Kongress	St. Gallen	Switzerland	EMS Nyon
July				
August				
24-28.08.2008	SICOT/SIROT 2008 XXIV Triennial World Congress	Hong Kong	Hong Kong	EMS Nyon
September				
6-9.09.2008	6º Congreso Argentino de Kinesiología en Terapia Intensiva	Córdoba	Argentina	EMS España
18.-20.09.2008	3rd Joint Meeting of International Federation of Foot & Ankle Societies	Sauipe	Brasil	EMS España
19.-20.09.2008	First World Congress Swiss DolorClast [®]	Berlin	Germany	EMS Nyon

SWISS_DOLORCLAST[®] NEWSLETTER


October				
03-05.10.2008	Salon Mondial Rééducation Equip "Salle à Vicennes"	Vicennes	France	EMS France
17.-19.10.2008	AVEPA 2008	Barcelona	Spain	EMS Spain
22.-25.10.2008	Deutscher Orthopädenkongress	Berlin	Germany	EMS Munich
23.-24.10.2008	IX S.I.T.O.D. National Congress of the Italian Shockwave Therapy Society	Torino	Italy	EMS Italy
28.-31.10.2008	IFAS 2008	Zürich	Switzerland	EMS Nyon
November				
08.11.2008	25èmes journées trauma. Sport Salpêtrière à Paris	Paris	France	EMS France
12-15.11.2008	40º Congreso Ortopedia Brasileño	Porto Alegre	Brasil	EMS España
19.-22.11.2008	Medica	Düsseldorf	Germany	EMS Nyon
19.-22.11.2008	AFU	Paris	France	EMS France
December				
18-23.11.2008	XXX Fims World Congress Of Sports Medicine	Barcelona	Spain	EMS España

V. MARKETING

5.1) NEW: White Book CD & Product Information CD to order

We would like to inform you that two new Swiss DolorClast[®] marketing articles have been launched recently:

1) **CD: Swiss DolorClast[®] White Book Multilanguage; FA-165 Edition 01/2008**, a collection of multilanguage scientific studies and articles.



2) **CD: Swiss DolorClast[®] Product Information; FA-226/EN/DE Edition 01/2008**, this CD belongs to the silver DC brochure; it contains several information on the Swiss DolorClast[®] as product movies, photos of the device, treatment pictures, inter-active Triggerpoint Poster, collection of scientific studies etc.



Please contact your local distributor to get further information.

SWISS_DOLORCLAST® NEWSLETTER

5.2) Trigger Shockwave Therapy – Application CD

Besides the above mentioned new marketing articles we would also like to announce that some of the very popular and often requested Trigger Shockwave Therapy CDs are still available.

The ref-no. is FA-270 Edition 07/07.

For further information please get in touch with your local distributor.



Indications
Shoulder pain
Epicondylitis humeri ulnaris
Epicondylitis humeri radialis
Lumbalgy
Bursitis trochanterica
Achiliodynia
Fasciitis plantaris

Includes
TST Video
Interactive Trigger Point Poster

ATRAD
Association for Radial Pain Therapy
Swiss DolorClast® Method
www.atriad.ch

supported by
EMS
EMS Electro Medical Systems SA
www.ems-medical.com

*2007 EMS - Electro Medical Systems SA
FA-270 Edition 07/07

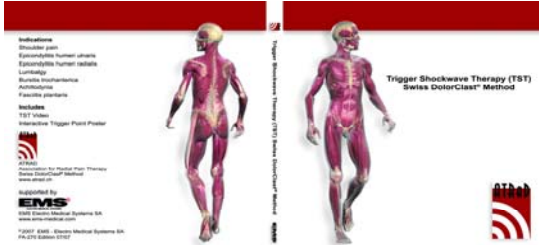
Trigger Shockwave Therapy (TST) Swiss DolorClast® Method

Trigger Shockwave Therapy (TST) Swiss DolorClast® Method



SWISS_DOLORCLAST® NEWSLETTER

VI. MARKETING ORDER FORM



Interactive Application CD Trigger Shockwave Therapy (TST) Swiss DolorClasT® Method

FA-270 Edition 07/07

SWISS DOLORCLAST®

White Book
Multilanguage
16-18/Multilanguage Edition 01/2008
EMS

White Book CD Swiss DolorClasT® Method

Collection of multilanguage scientific studies
and articles

FA-165 Edition 01/2008

SWISS DOLORCLAST®

Product Information
English / German
16-226/EN/DE Edition 01/2008
EMS

Product Information CD Swiss DolorClasT® Method

Marketing information package with photos,
movies, scientific studies

FA-226/EN/DE Edition 01/2008

Herewith I confirm the order of:

_____ CDs "Trigger Shockwave Therapy (TST)", FA-270 Edition 07/07

_____ CDs "White Book", FA-165 Edition 01/2008

_____ CDs "Product Information", FA-226/EN/DE Edition 01/2008

Please send the CDs to / Recipient:

Name, Surname _____

Address _____

(Street, ZIP, City) _____

Country _____ E-Mail _____

Date _____ Signature _____